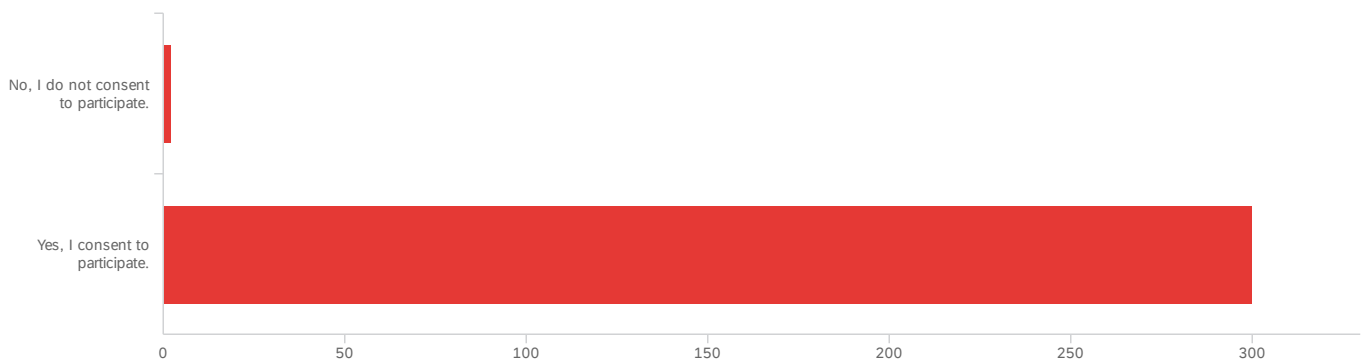


Default Report

S&T Graduate Student Survey

November 1, 2021 9:01 AM CDT

CONSENT - By agreeing to participate, you acknowledge that your participation in the survey is voluntary, you are at least 18 years of age, and that you are aware that you may choose to terminate your participation in the study at any time and for any reason. If you feel that you received this link in error (i.e., you are not currently a graduate student at S&T) then you may exit the survey or decline to consent. Please note that this survey may be best displayed on a laptop or desktop computer. If you must leave the survey before completion, you will find your progress saved if you return to the survey using the same device and browser.



| # | Field | Minimum | Maximum | Mean | Std Deviation | Variance | Count |
|---|---|---------|---------|------|---------------|----------|-------|
| 1 | By agreeing to participate, you acknowledge that your participation in the survey is voluntary, you are at least 18 years of age, and that you are aware that you may choose to terminate your participation in the study at any time and for any reason. If you feel that you received this link in error (i.e., you are not currently a graduate student at S&T) then you may exit the survey or decline to consent. Please note that this survey may be best displayed on a laptop or desktop computer. If you must leave the survey before completion, you will find your progress saved if you return to the survey using the same device and browser. | 0.00 | 1.00 | 0.99 | 0.08 | 0.01 | 302 |

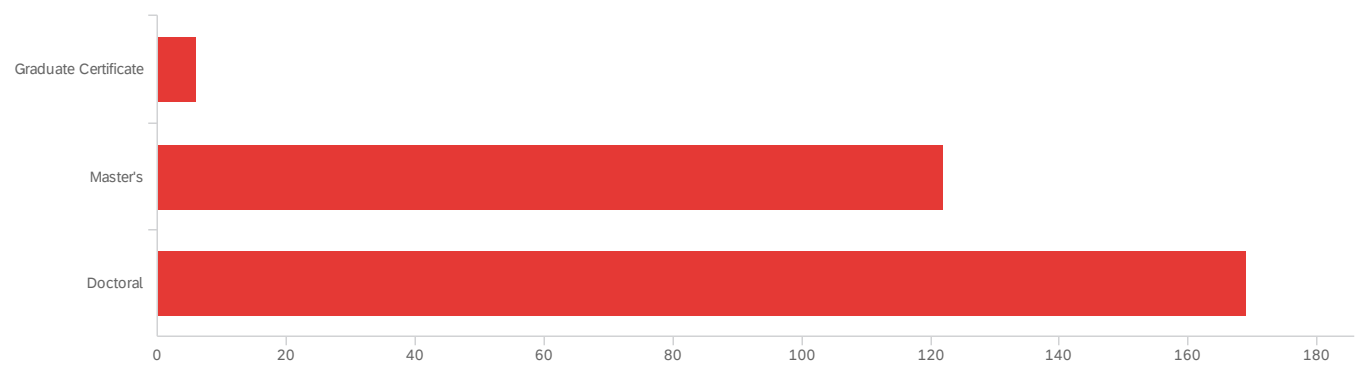
| # | Field | Choice Count |
|---|--------------------------------------|--------------|
| 0 | No, I do not consent to participate. | 0.66% 2 |
| 1 | Yes, I consent to participate. | 99.34% 300 |

302

Showing rows 1 - 3 of 3

PROG_LEVEL - Which of the following best describes your current, primary academic

program? (Select one)

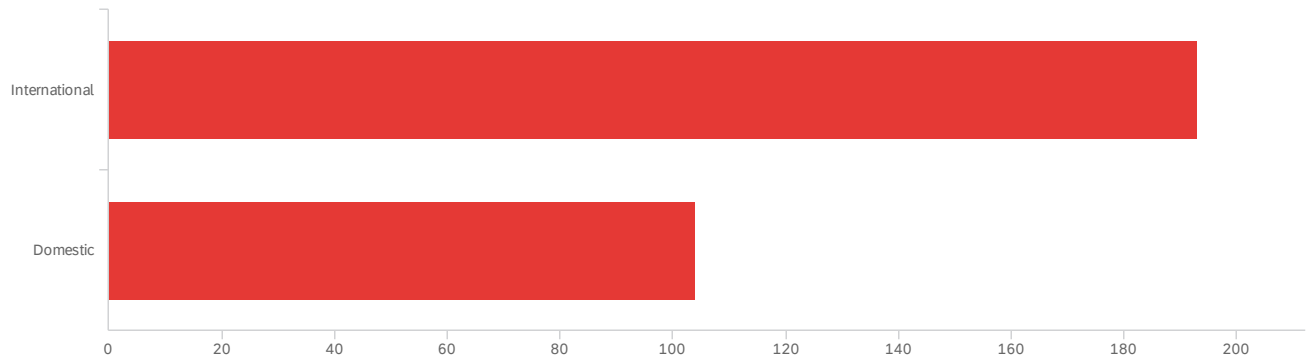


| # | Field | Minimum | Maximum | Mean | Std Deviation | Variance | Count |
|---|--|---------|---------|------|---------------|----------|-------|
| 1 | Which of the following best describes your current, primary academic program? (Select one) | 1.00 | 3.00 | 2.55 | 0.54 | 0.29 | 297 |

| # | Field | Choice Count |
|---|----------------------|--------------|
| 1 | Graduate Certificate | 2.02% 6 |
| 2 | Master's | 41.08% 122 |
| 3 | Doctoral | 56.90% 169 |
| | | 297 |

Showing rows 1 - 4 of 4

INTL - Are you a international or domestic student?



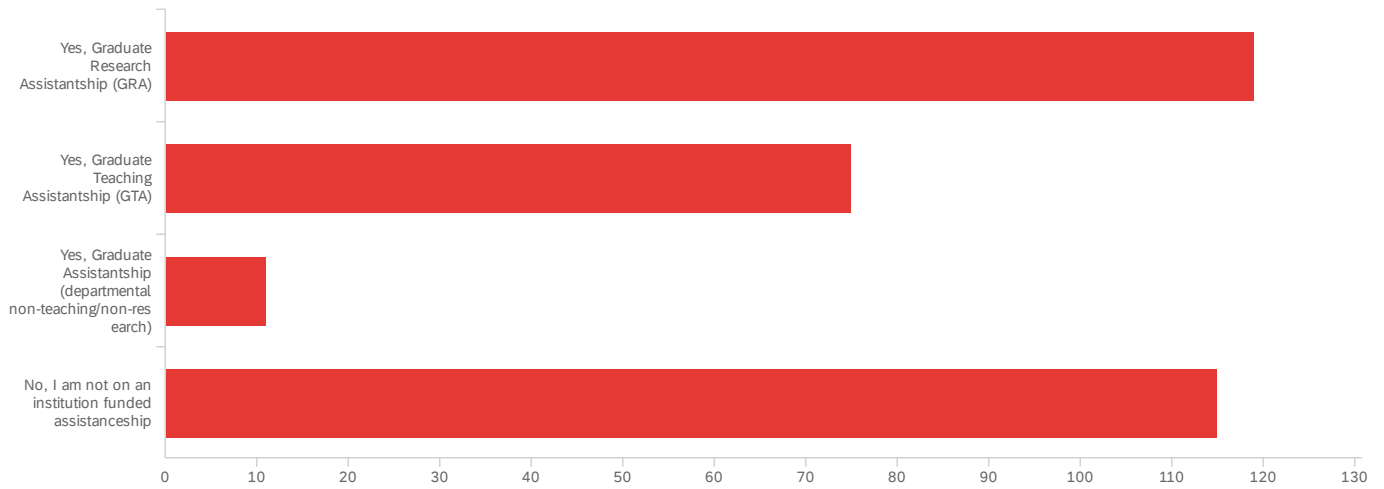
| # | Field | Minimum | Maximum | Mean | Std Deviation | Variance | Count |
|---|--|---------|---------|------|---------------|----------|-------|
| 1 | Are you a international or domestic student? | 1.00 | 2.00 | 1.35 | 0.48 | 0.23 | 297 |

| # | Field | Choice Count |
|---|---------------|--------------|
| 1 | International | 64.98% 193 |
| 2 | Domestic | 35.02% 104 |

297

Showing rows 1 - 3 of 3

FUNDING - Are you currently on graduate funding? (Select all that apply)

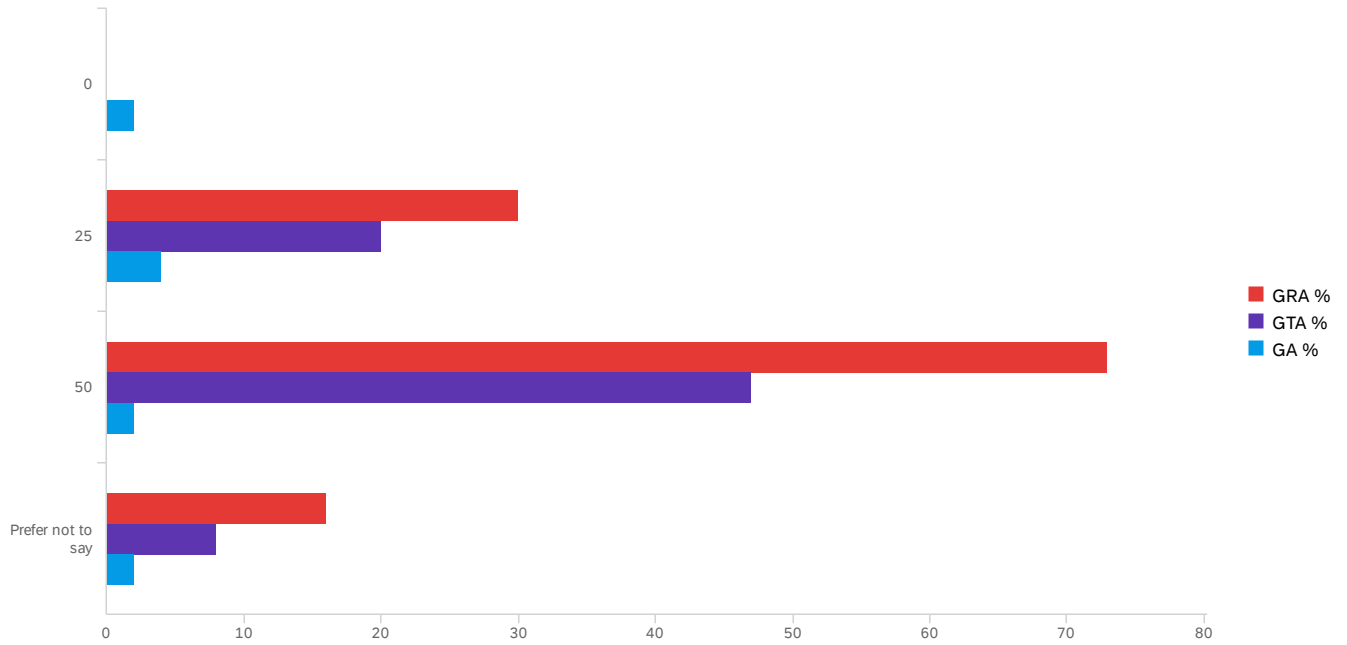


| # | Field | Choice Count |
|---|--|--------------|
| 1 | Yes, Graduate Research Assistantship (GRA) | 37.19% 119 |
| 3 | Yes, Graduate Teaching Assistantship (GTA) | 23.44% 75 |
| 4 | Yes, Graduate Assistantship (departmental non-teaching/non-research) | 3.44% 11 |
| 5 | No, I am not on an institution funded assistanceship | 35.94% 115 |

320

Showing rows 1 - 5 of 5

FUND_PERC - If you are currently on GRA, GTA, or GA funding, what is your funding percentage?



| # | Field | Minimum | Maximum | Mean | Std Deviation | Variance | Count |
|---|-------|---------|---------|------|---------------|----------|-------|
| 1 | GRA % | 2.00 | 4.00 | 2.88 | 0.61 | 0.37 | 119 |
| 2 | GTA % | 2.00 | 4.00 | 2.84 | 0.59 | 0.35 | 75 |
| 3 | GA % | 1.00 | 4.00 | 2.40 | 1.02 | 1.04 | 10 |

| # | Field | 0 | 25 | 50 | Prefer not to say | Total |
|---|-------|----------|-----------|-----------|-------------------|-------|
| 1 | GRA % | 0.00% 0 | 25.21% 30 | 61.34% 73 | 13.45% 16 | 119 |
| 2 | GTA % | 0.00% 0 | 26.67% 20 | 62.67% 47 | 10.67% 8 | 75 |
| 3 | GA % | 20.00% 2 | 40.00% 4 | 20.00% 2 | 20.00% 2 | 10 |

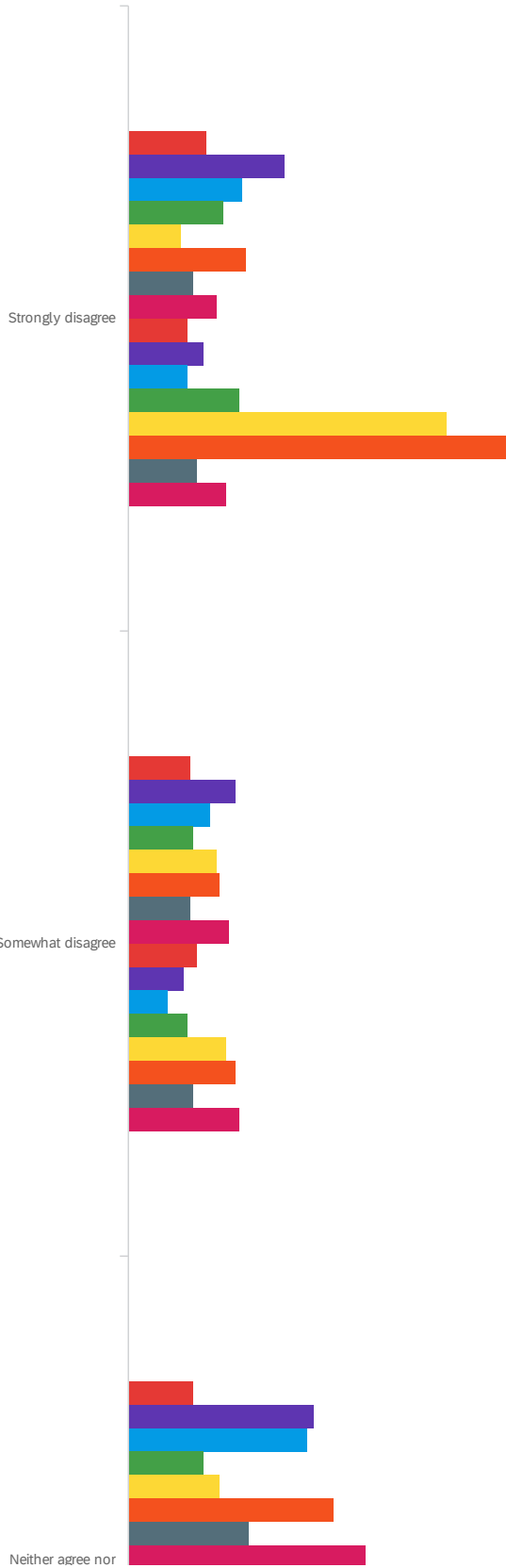
Showing rows 1 - 3 of 3

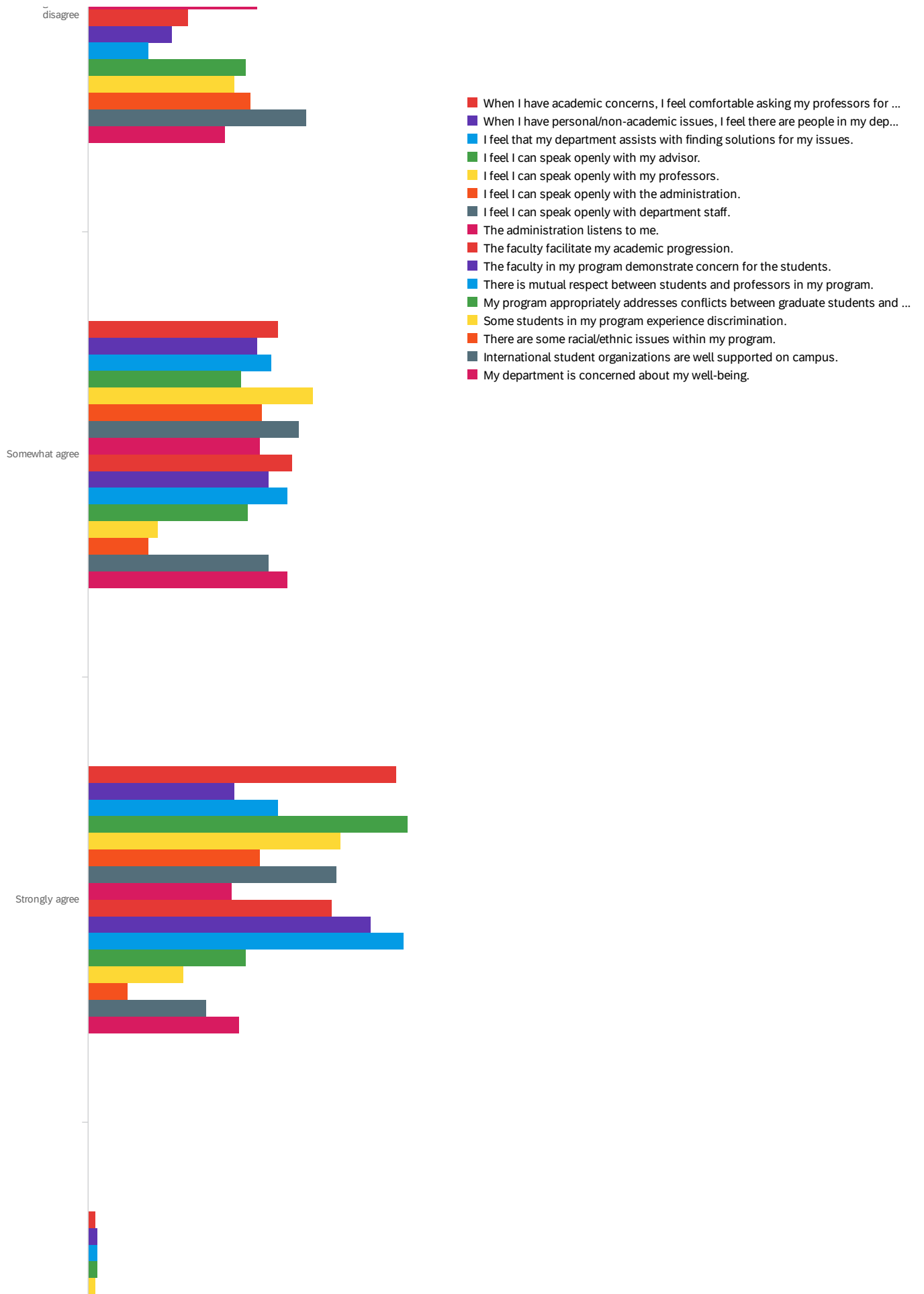
| # | Field | Minimum | Maximum | Mean | Std Deviation | Variance | Count |
|---|--|---------|---------|-------|---------------|----------|-------|
| 1 | I was provided sufficient information about finding permanent housing in Rolla. | 1.00 | 99.00 | 12.92 | 29.06 | 844.27 | 284 |
| 2 | Before I arrived at S&T, staff promptly communicated with me. | 1.00 | 99.00 | 11.19 | 25.47 | 648.91 | 284 |
| 3 | Prior to arriving at S&T, I had opportunities to connect with students at S&T. | 1.00 | 99.00 | 9.54 | 23.35 | 545.34 | 283 |
| 4 | My orientation sessions were informative. | 1.00 | 99.00 | 10.85 | 24.98 | 624.00 | 283 |
| 5 | The process of getting my I-20 had no delays. | 1.00 | 99.00 | 5.41 | 9.81 | 96.31 | 186 |
| 6 | International Affairs provides information about a variety of options for housing. | 1.00 | 99.00 | 6.28 | 16.94 | 286.81 | 187 |

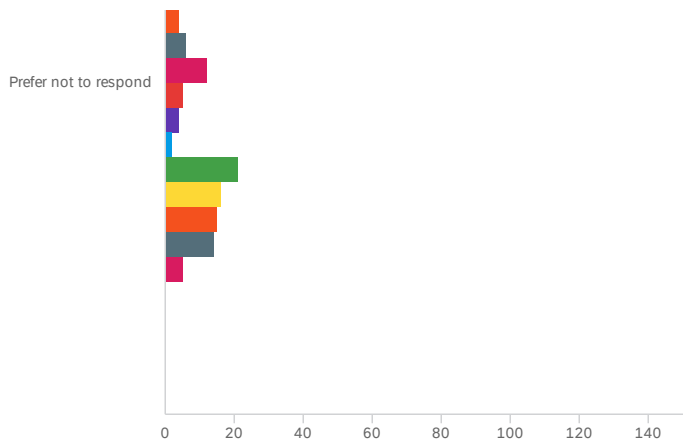
| # | Field | Strongly disagree | Somewhat disagree | Neither agree nor disagree | Somewhat agree | Strongly agree | Prefer not to respond | Total |
|---|--|-------------------|-------------------|----------------------------|----------------|----------------|-----------------------|-------|
| 1 | I was provided sufficient information about finding permanent housing in Rolla. | 13.73% 39 | 15.49% 44 | 22.89% 65 | 20.77% 59 | 16.90% 48 | 10.21% 29 | 284 |
| 2 | Before I arrived at S&T, staff promptly communicated with me. | 5.99% 17 | 10.92% 31 | 11.62% 33 | 29.58% 84 | 34.15% 97 | 7.75% 22 | 284 |
| 3 | Prior to arriving at S&T, I had opportunities to connect with students at S&T. | 12.01% 34 | 11.31% 32 | 17.67% 50 | 26.86% 76 | 25.80% 73 | 6.36% 18 | 283 |
| 4 | My orientation sessions were informative. | 5.65% 16 | 6.36% 18 | 19.08% 54 | 32.51% 92 | 28.98% 82 | 7.42% 21 | 283 |
| 5 | The process of getting my I-20 had no delays. | 3.76% 7 | 5.38% 10 | 4.84% 9 | 18.82% 35 | 66.13% 123 | 1.08% 2 | 186 |
| 6 | International Affairs provides information about a variety of options for housing. | 16.04% 30 | 13.90% 26 | 21.93% 41 | 24.06% 45 | 20.86% 39 | 3.21% 6 | 187 |

Showing rows 1 - 6 of 6

CLIMATE - Regarding the overall climate at S&T, to what extent do you agree with the following statements?





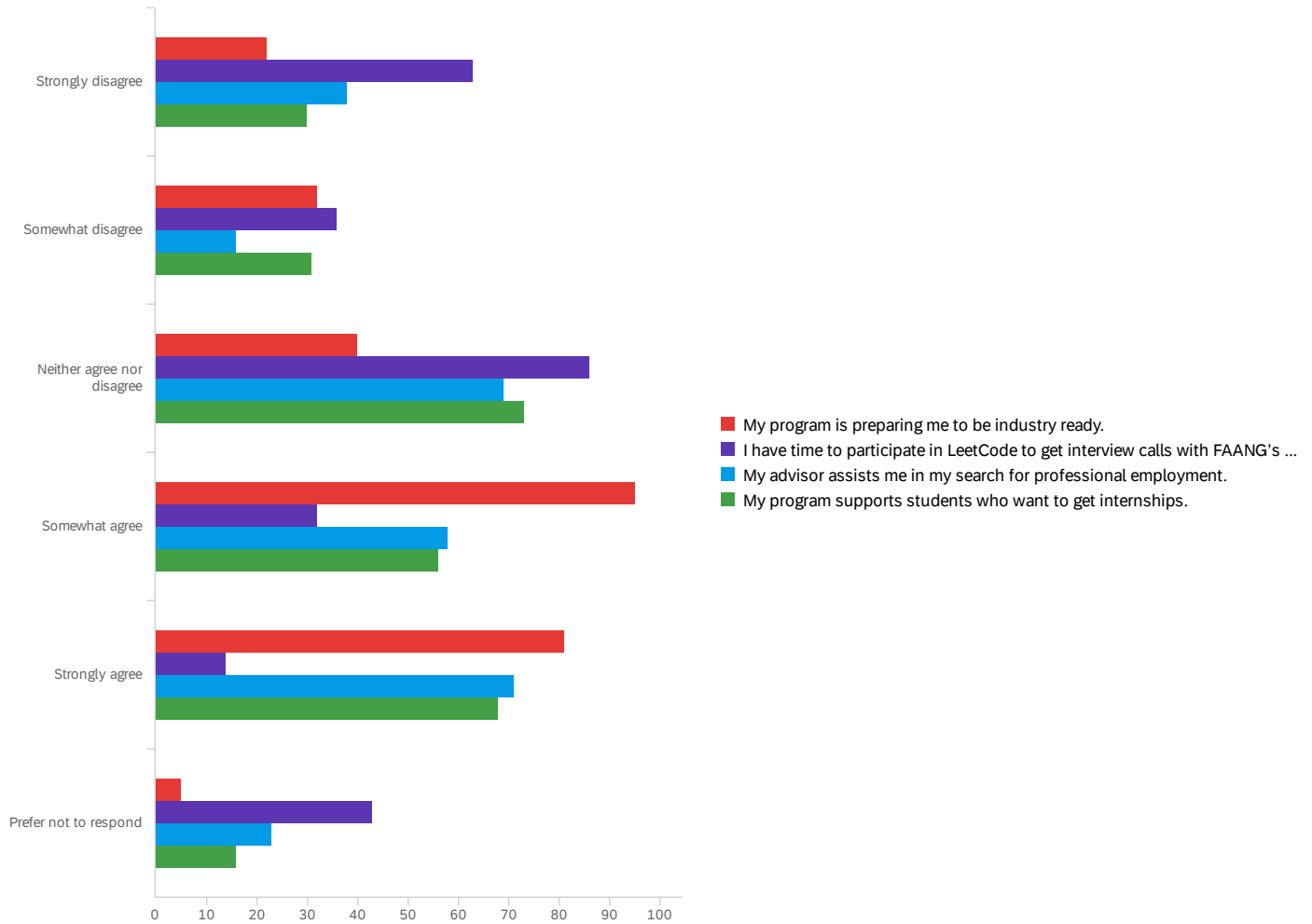


| # | Field | Minimum | Maximum | Mean | Std Deviation | Variance | Count |
|----|---|---------|---------|-------|---------------|----------|-------|
| 1 | When I have academic concerns, I feel comfortable asking my professors for help. | 1.00 | 99.00 | 5.02 | 9.84 | 96.89 | 281 |
| 2 | When I have personal/non-academic issues, I feel there are people in my department I can reach out to for help. | 1.00 | 99.00 | 4.63 | 11.49 | 131.92 | 278 |
| 3 | I feel that my department assists with finding solutions for my issues. | 1.00 | 99.00 | 4.90 | 11.41 | 130.09 | 280 |
| 4 | I feel I can speak openly with my advisor. | 1.00 | 99.00 | 5.31 | 11.36 | 128.99 | 280 |
| 5 | I feel I can speak openly with my professors. | 1.00 | 99.00 | 4.94 | 9.86 | 97.20 | 280 |
| 6 | I feel I can speak openly with the administration. | 1.00 | 99.00 | 4.81 | 11.42 | 130.32 | 280 |
| 7 | I feel I can speak openly with department staff. | 1.00 | 99.00 | 5.94 | 13.82 | 191.07 | 280 |
| 8 | The administration listens to me. | 1.00 | 99.00 | 7.53 | 19.43 | 377.48 | 279 |
| 9 | The faculty facilitate my academic progression. | 1.00 | 99.00 | 5.58 | 12.65 | 160.09 | 280 |
| 10 | The faculty in my program demonstrate concern for the students. | 1.00 | 99.00 | 5.30 | 11.35 | 128.79 | 280 |
| 11 | There is mutual respect between students and professors in my program. | 1.00 | 99.00 | 4.79 | 8.07 | 65.16 | 280 |
| 12 | My program appropriately addresses conflicts between graduate students and faculty. | 1.00 | 99.00 | 10.68 | 25.28 | 638.97 | 278 |
| 13 | Some students in my program experience discrimination. | 1.00 | 99.00 | 8.12 | 22.50 | 506.47 | 278 |
| 14 | There are some racial/ethnic issues within my program. | 1.00 | 99.00 | 7.46 | 21.94 | 481.32 | 277 |
| 15 | International student organizations are well supported on campus. | 1.00 | 99.00 | 8.26 | 20.92 | 437.85 | 278 |
| 16 | My department is concerned about my well-being. | 1.00 | 99.00 | 5.16 | 12.74 | 162.30 | 279 |

| # | Field | Strongly disagree | Somewhat disagree | Neither agree nor disagree | Somewhat agree | Strongly agree | Prefer not to respond | Total |
|----|---|-------------------|-------------------|----------------------------|----------------|----------------|-----------------------|-------|
| 1 | When I have academic concerns, I feel comfortable asking my professors for help. | 8.54% 24 | 6.76% 19 | 7.12% 20 | 29.18% 82 | 47.33% 133 | 1.07% 3 | 281 |
| 2 | When I have personal/non-academic issues, I feel there are people in my department I can reach out to for help. | 17.27% 48 | 11.87% 33 | 20.50% 57 | 26.26% 73 | 22.66% 63 | 1.44% 4 | 278 |
| 3 | I feel that my department assists with finding solutions for my issues. | 12.50% 35 | 8.93% 25 | 19.64% 55 | 28.21% 79 | 29.29% 82 | 1.43% 4 | 280 |
| 4 | I feel I can speak openly with my advisor. | 10.36% 29 | 7.14% 20 | 8.21% 23 | 23.57% 66 | 49.29% 138 | 1.43% 4 | 280 |
| 5 | I feel I can speak openly with my professors. | 5.71% 16 | 9.64% 27 | 10.00% 28 | 34.64% 97 | 38.93% 109 | 1.07% 3 | 280 |
| 6 | I feel I can speak openly with the administration. | 12.86% 36 | 10.00% 28 | 22.50% 63 | 26.79% 75 | 26.43% 74 | 1.43% 4 | 280 |
| 7 | I feel I can speak openly with department staff. | 7.14% 20 | 6.79% 19 | 13.21% 37 | 32.50% 91 | 38.21% 107 | 2.14% 6 | 280 |
| 8 | The administration listens to me. | 9.68% 27 | 11.11% 31 | 26.16% 73 | 26.52% 74 | 22.22% 62 | 4.30% 12 | 279 |
| 9 | The faculty facilitate my academic progression. | 6.43% 18 | 7.50% 21 | 15.36% 43 | 31.43% 88 | 37.50% 105 | 1.79% 5 | 280 |
| 10 | The faculty in my program demonstrate concern for the students. | 8.21% 23 | 6.07% 17 | 12.86% 36 | 27.86% 78 | 43.57% 122 | 1.43% 4 | 280 |
| 11 | There is mutual respect between students and professors in my program. | 6.43% 18 | 4.29% 12 | 9.29% 26 | 30.71% 86 | 48.57% 136 | 0.71% 2 | 280 |
| 12 | My program appropriately addresses conflicts between graduate students and faculty. | 12.23% 34 | 6.47% 18 | 24.46% 68 | 24.82% 69 | 24.46% 68 | 7.55% 21 | 278 |
| 13 | Some students in my program experience discrimination. | 35.25% 98 | 10.79% 30 | 22.66% 63 | 10.79% 30 | 14.75% 41 | 5.76% 16 | 278 |
| 14 | There are some racial/ethnic issues within my program. | 41.88% 116 | 11.91% 33 | 25.27% 70 | 9.39% 26 | 6.14% 17 | 5.42% 15 | 277 |
| 15 | International student organizations are well supported on campus. | 7.55% 21 | 7.19% 20 | 33.81% 94 | 28.06% 78 | 18.35% 51 | 5.04% 14 | 278 |
| 16 | My department is concerned about my well-being. | 10.75% 30 | 12.19% 34 | 21.15% 59 | 30.82% 86 | 23.30% 65 | 1.79% 5 | 279 |

CAREER_PLACE - Regarding the career placement, to what extent do you agree with

the following statements?

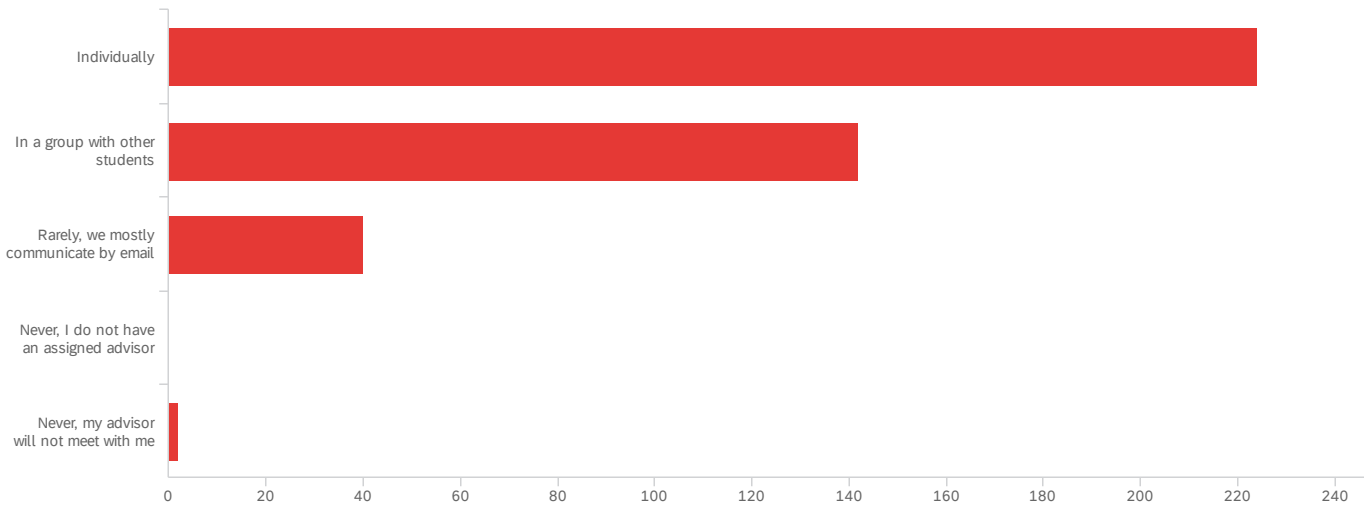


| # | Field | Minimum | Maximum | Mean | Std Deviation | Variance | Count |
|---|--|---------|---------|-------|---------------|----------|-------|
| 1 | My program is preparing me to be industry ready. | 1.00 | 99.00 | 5.40 | 12.80 | 163.75 | 275 |
| 2 | I have time to participate in LeetCode to get interview calls with FAANG's (Facebook, Amazon, Apple, Netflix and Google) | 1.00 | 99.00 | 17.69 | 35.10 | 1231.78 | 274 |
| 3 | My advisor assists me in my search for professional employment. | 1.00 | 99.00 | 11.42 | 26.49 | 701.72 | 275 |
| 4 | My program supports students who want to get internships. | 1.00 | 99.00 | 8.97 | 22.45 | 504.21 | 274 |

| # | Field | Strongly disagree | Somewhat disagree | Neither agree nor disagree | Somewhat agree | Strongly agree | Prefer not to respond | Total |
|---|--|-------------------|-------------------|----------------------------|----------------|----------------|-----------------------|-------|
| 1 | My program is preparing me to be industry ready. | 8.00% 22 | 11.64% 32 | 14.55% 40 | 34.55% 95 | 29.45% 81 | 1.82% 5 | 275 |
| 2 | I have time to participate in LeetCode to get interview calls with FAANG's (Facebook, Amazon, Apple, Netflix and Google) | 22.99% 63 | 13.14% 36 | 31.39% 86 | 11.68% 32 | 5.11% 14 | 15.69% 43 | 274 |
| 3 | My advisor assists me in my search for professional employment. | 13.82% 38 | 5.82% 16 | 25.09% 69 | 21.09% 58 | 25.82% 71 | 8.36% 23 | 275 |
| 4 | My program supports students who want to get internships. | 10.95% 30 | 11.31% 31 | 26.64% 73 | 20.44% 56 | 24.82% 68 | 5.84% 16 | 274 |

Showing rows 1 - 4 of 4

ADVISOR_METHOD - My advisor meets with me, (select all that apply)




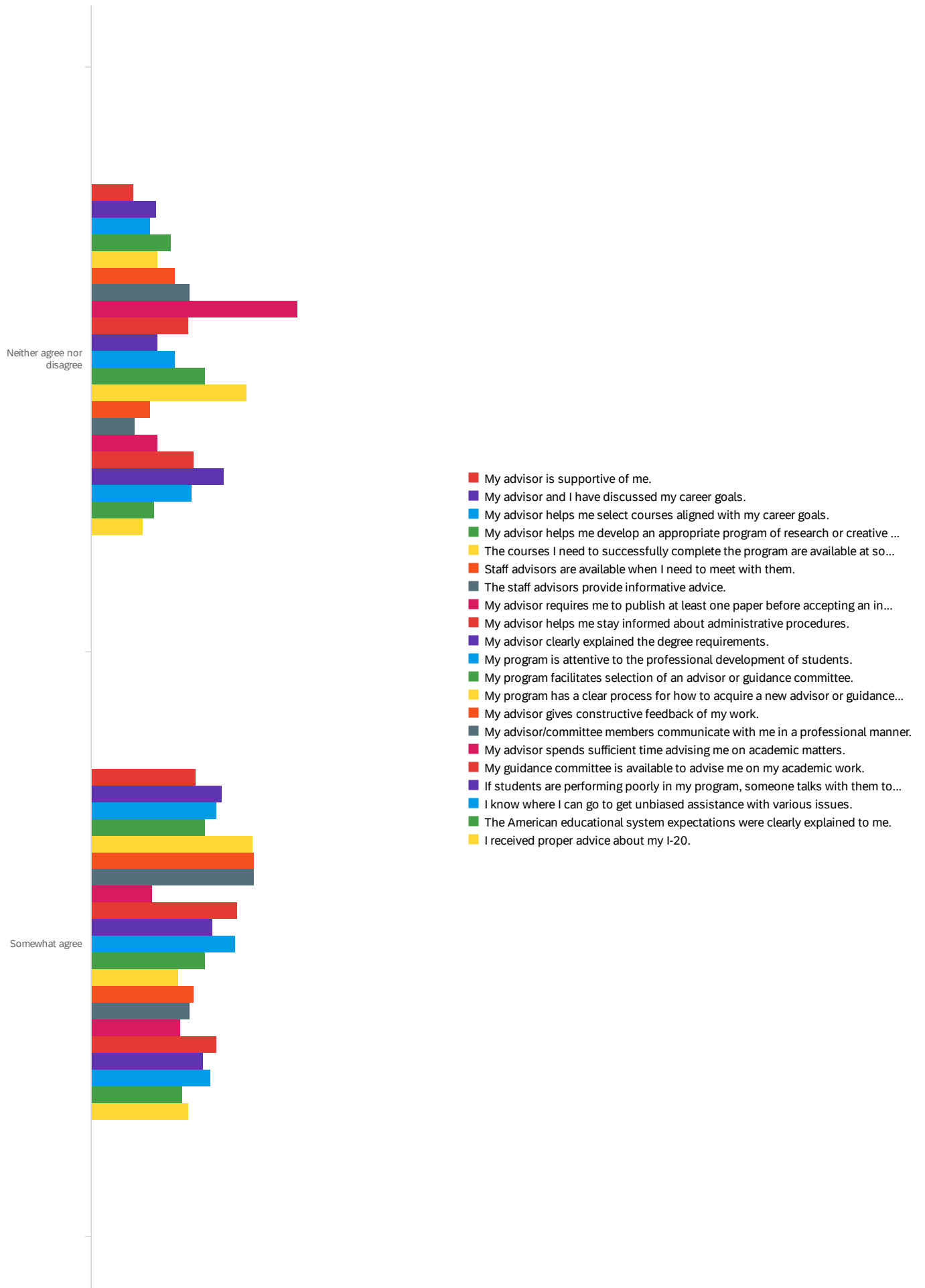
| # | Field | Choice Count |
|---|--|--------------|
| 1 | Individually | 54.90% 224 |
| 2 | In a group with other students | 34.80% 142 |
| 4 | Rarely, we mostly communicate by email | 9.80% 40 |
| 5 | Never, I do not have an assigned advisor | 0.00% 0 |
| 6 | Never, my advisor will not meet with me | 0.49% 2 |
| | | 408 |

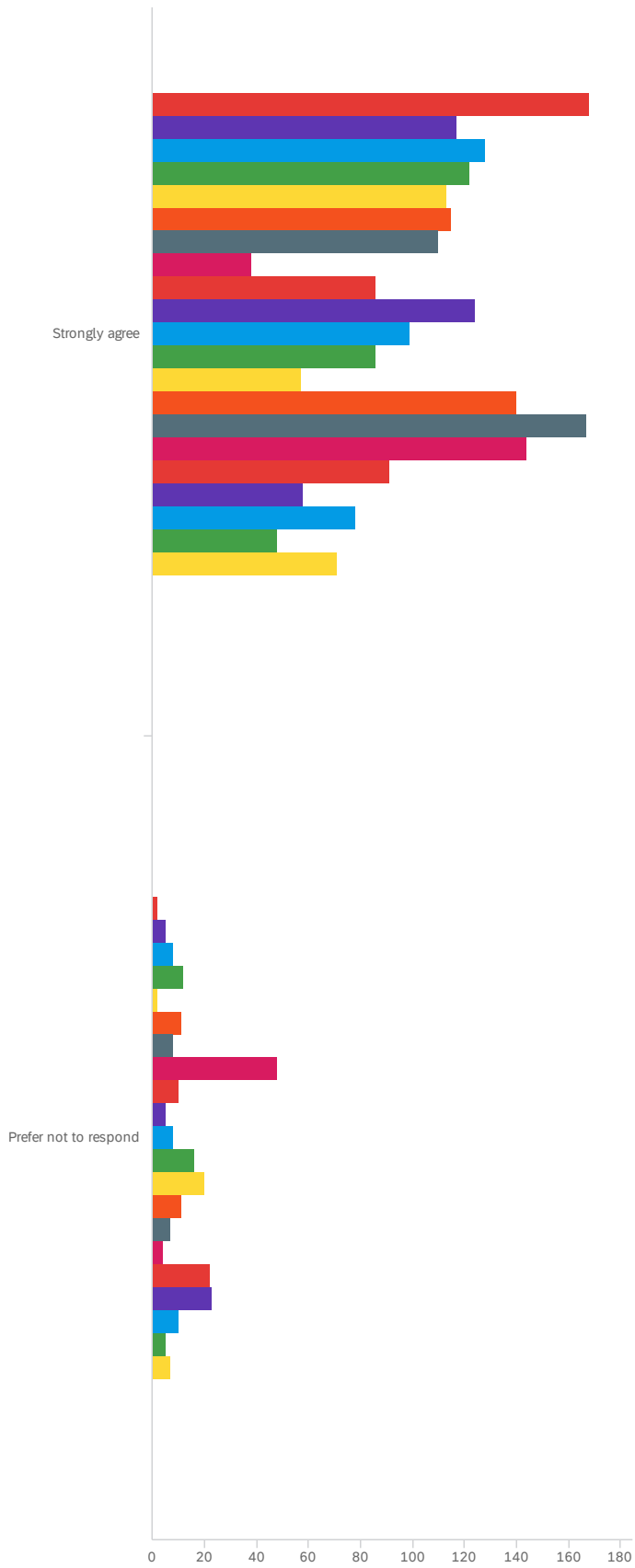
Showing rows 1 - 6 of 6

ADVISING_MENTORING - Regarding the advising and mentoring, to what extent do you

agree with the following statements?







| # | Field | Minimum | Maximum | Mean | Std Deviation | Variance | Count |
|---|---------------------------------|---------|---------|------|---------------|----------|-------|
| 1 | My advisor is supportive of me. | 1.00 | 99.00 | 4.97 | 8.14 | 66.31 | 274 |

| # | Field | Minimum | Maximum | Mean | Std Deviation | Variance | Count |
|----|--|---------|---------|-------|---------------|----------|-------|
| 2 | My advisor and I have discussed my career goals. | 1.00 | 99.00 | 5.59 | 12.83 | 164.53 | 273 |
| 3 | My advisor helps me select courses aligned with my career goals. | 1.00 | 99.00 | 6.76 | 16.08 | 258.43 | 273 |
| 4 | My advisor helps me develop an appropriate program of research or creative activity. | 1.00 | 99.00 | 8.12 | 19.53 | 381.30 | 273 |
| 5 | The courses I need to successfully complete the program are available at some point during my studies. | 1.00 | 99.00 | 4.62 | 8.18 | 66.94 | 274 |
| 6 | Staff advisors are available when I need to meet with them. | 1.00 | 99.00 | 7.92 | 18.65 | 347.95 | 274 |
| 7 | The staff advisors provide informative advice. | 1.00 | 99.00 | 6.85 | 16.04 | 257.30 | 273 |
| 8 | My advisor requires me to publish at least one paper before accepting an internship or CPT. | 1.00 | 99.00 | 20.06 | 36.56 | 1336.53 | 272 |
| 9 | My advisor helps me stay informed about administrative procedures. | 1.00 | 99.00 | 7.16 | 17.95 | 322.21 | 273 |
| 10 | My advisor clearly explained the degree requirements. | 1.00 | 99.00 | 5.64 | 12.82 | 164.32 | 273 |
| 11 | My program is attentive to the professional development of students. | 1.00 | 99.00 | 6.61 | 16.13 | 260.13 | 272 |
| 12 | My program facilitates selection of an advisor or guidance committee. | 1.00 | 99.00 | 9.27 | 22.56 | 508.85 | 270 |
| 13 | My program has a clear process for how to acquire a new advisor or guidance committee, if needed. | 1.00 | 99.00 | 10.31 | 25.07 | 628.40 | 271 |
| 14 | My advisor gives constructive feedback of my work. | 1.00 | 99.00 | 7.93 | 18.77 | 352.38 | 271 |
| 15 | My advisor/committee members communicate with me in a professional manner. | 1.00 | 99.00 | 6.75 | 15.03 | 226.01 | 272 |
| 16 | My advisor spends sufficient time advising me on academic matters. | 1.00 | 99.00 | 5.43 | 11.55 | 133.37 | 270 |
| 17 | My guidance committee is available to advise me on my academic work. | 1.00 | 99.00 | 11.46 | 26.00 | 675.79 | 272 |
| 18 | If students are performing poorly in my program, someone talks with them to help the student succeed. | 1.00 | 99.00 | 11.39 | 26.66 | 710.56 | 272 |
| 19 | I know where I can go to get unbiased assistance with various issues. | 1.00 | 99.00 | 6.93 | 18.01 | 324.21 | 273 |
| 20 | The American educational system expectations were clearly explained to me. | 1.00 | 99.00 | 6.02 | 15.69 | 246.07 | 182 |

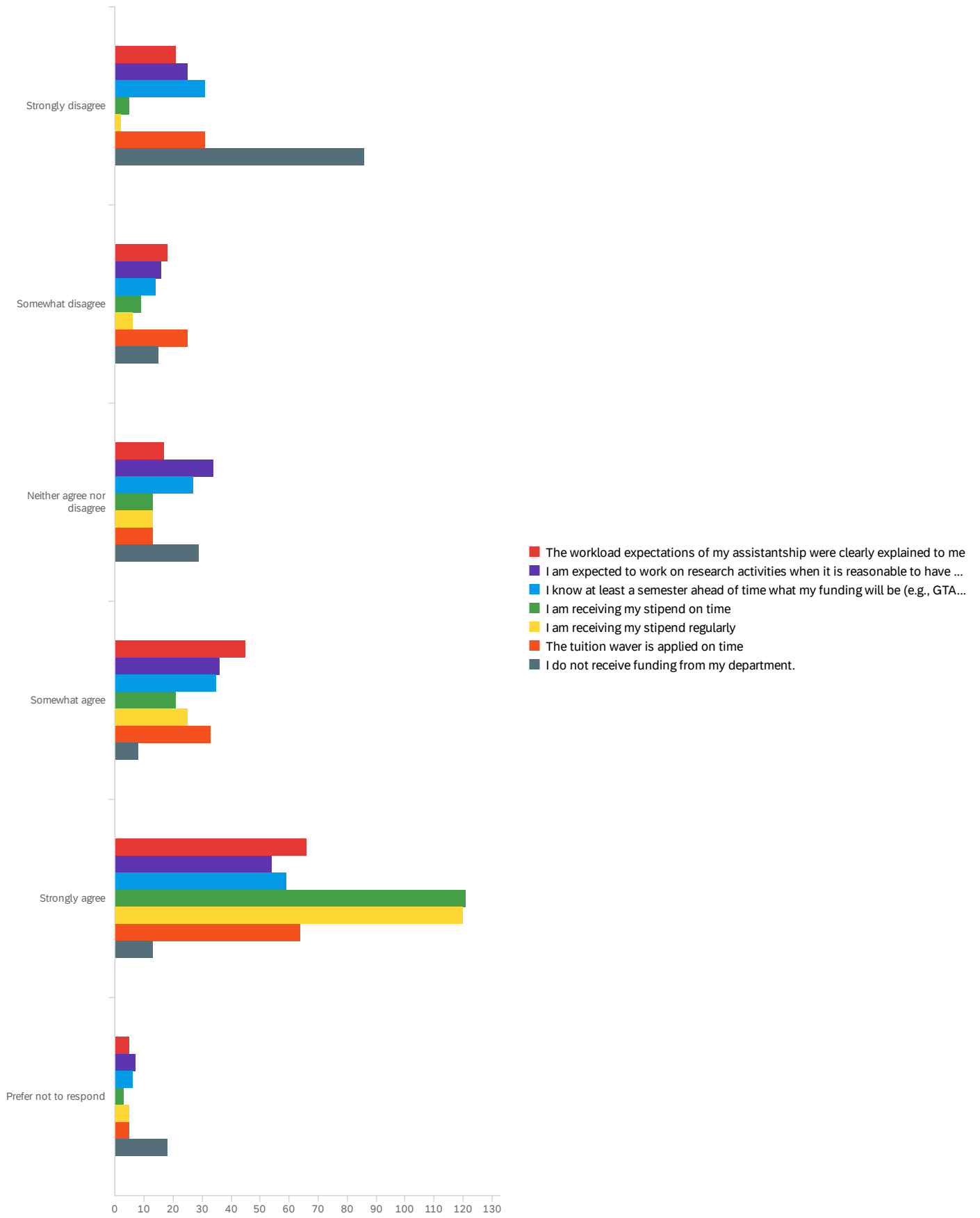
| # | Field | Minimum | Maximum | Mean | Std Deviation | Variance | Count |
|----|---|---------|---------|------|---------------|----------|-------|
| 21 | I received proper advice about my I-20. | 1.00 | 99.00 | 7.54 | 18.39 | 336.00 | 182 |

| # | Field | Strongly disagree | Somewhat disagree | Neither agree nor disagree | Somewhat agree | Strongly agree | Prefer not to respond | Total |
|----|--|-------------------|-------------------|----------------------------|----------------|----------------|-----------------------|-------|
| 1 | My advisor is supportive of me. | 5.84% 16 | 4.01% 11 | 8.03% 22 | 20.07% 55 | 61.31% 168 | 0.73% 2 | 274 |
| 2 | My advisor and I have discussed my career goals. | 10.26% 28 | 7.33% 20 | 12.45% 34 | 25.27% 69 | 42.86% 117 | 1.83% 5 | 273 |
| 3 | My advisor helps me select courses aligned with my career goals. | 8.42% 23 | 6.23% 17 | 11.36% 31 | 24.18% 66 | 46.89% 128 | 2.93% 8 | 273 |
| 4 | My advisor helps me develop an appropriate program of research or creative activity. | 8.06% 22 | 5.49% 15 | 15.38% 42 | 21.98% 60 | 44.69% 122 | 4.40% 12 | 273 |
| 5 | The courses I need to successfully complete the program are available at some point during my studies. | 6.93% 19 | 7.30% 20 | 12.77% 35 | 31.02% 85 | 41.24% 113 | 0.73% 2 | 274 |
| 6 | Staff advisors are available when I need to meet with them. | 2.55% 7 | 4.01% 11 | 16.06% 44 | 31.39% 86 | 41.97% 115 | 4.01% 11 | 274 |
| 7 | The staff advisors provide informative advice. | 2.20% 6 | 4.03% 11 | 19.05% 52 | 31.50% 86 | 40.29% 110 | 2.93% 8 | 273 |
| 8 | My advisor requires me to publish at least one paper before accepting an internship or CPT. | 11.40% 31 | 5.15% 14 | 40.07% 109 | 11.76% 32 | 13.97% 38 | 17.65% 48 | 272 |
| 9 | My advisor helps me stay informed about administrative procedures. | 8.42% 23 | 9.52% 26 | 18.68% 51 | 28.21% 77 | 31.50% 86 | 3.66% 10 | 273 |
| 10 | My advisor clearly explained the degree requirements. | 9.52% 26 | 6.96% 19 | 12.82% 35 | 23.44% 64 | 45.42% 124 | 1.83% 5 | 273 |
| 11 | My program is attentive to the professional development of students. | 5.88% 16 | 10.66% 29 | 16.18% 44 | 27.94% 76 | 36.40% 99 | 2.94% 8 | 272 |
| 12 | My program facilitates selection of an advisor or guidance committee. | 10.37% 28 | 7.41% 20 | 22.22% 60 | 22.22% 60 | 31.85% 86 | 5.93% 16 | 270 |
| 13 | My program has a clear process for how to acquire a new advisor or guidance committee, if needed. | 12.55% 34 | 11.81% 32 | 30.26% 82 | 16.97% 46 | 21.03% 57 | 7.38% 20 | 271 |
| 14 | My advisor gives constructive feedback of my work. | 7.01% 19 | 5.90% 16 | 11.44% 31 | 19.93% 54 | 51.66% 140 | 4.06% 11 | 271 |

| # | Field | Strongly disagree | Somewhat disagree | Neither agree nor disagree | Somewhat agree | Strongly agree | Prefer not to respond | Total |
|----|---|-------------------|-------------------|----------------------------|----------------|----------------|-----------------------|-------|
| 15 | My advisor/committee members communicate with me in a professional manner. | 5.51% 15 | 2.94% 8 | 8.46% 23 | 19.12% 52 | 61.40% 167 | 2.57% 7 | 272 |
| 16 | My advisor spends sufficient time advising me on academic matters. | 8.89% 24 | 5.93% 16 | 12.96% 35 | 17.41% 47 | 53.33% 144 | 1.48% 4 | 270 |
| 17 | My guidance committee is available to advise me on my academic work. | 7.35% 20 | 6.99% 19 | 19.85% 54 | 24.26% 66 | 33.46% 91 | 8.09% 22 | 272 |
| 18 | If students are performing poorly in my program, someone talks with them to help the student succeed. | 13.97% 38 | 8.82% 24 | 25.74% 70 | 21.69% 59 | 21.32% 58 | 8.46% 23 | 272 |
| 19 | I know where I can go to get unbiased assistance with various issues. | 13.92% 38 | 11.36% 31 | 19.41% 53 | 23.08% 63 | 28.57% 78 | 3.66% 10 | 273 |
| 20 | The American educational system expectations were clearly explained to me. | 14.29% 26 | 12.09% 22 | 18.13% 33 | 26.37% 48 | 26.37% 48 | 2.75% 5 | 182 |
| 21 | I received proper advice about my I-20. | 6.59% 12 | 7.69% 14 | 14.84% 27 | 28.02% 51 | 39.01% 71 | 3.85% 7 | 182 |

Showing rows 1 - 21 of 21

GRAD_FUNDING - Regarding the assistanceship expectations, to what extent do you agree with the following statements?



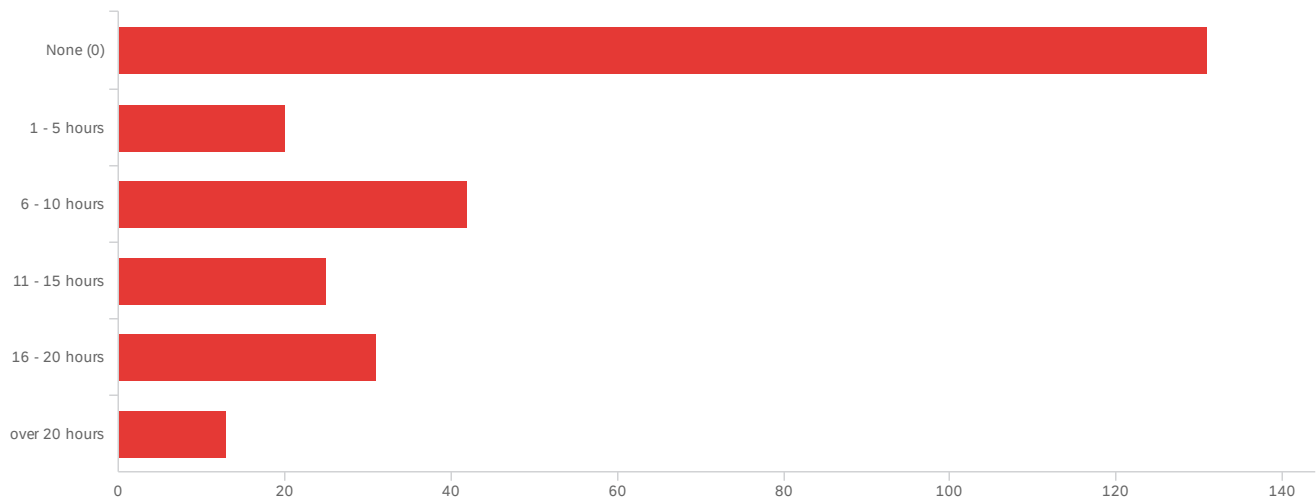
Field Minimum Maximum Mean Std Deviation Variance Count

| # | Field | Minimum | Maximum | Mean | Std Deviation | Variance | Count |
|---|---|---------|---------|-------|---------------|----------|-------|
| 1 | The workload expectations of my assistantship were clearly explained to me | 1.00 | 99.00 | 6.47 | 16.07 | 258.25 | 172 |
| 2 | I am expected to work on research activities when it is reasonable to have time off (e.g., holidays). | 1.00 | 99.00 | 7.36 | 18.93 | 358.20 | 172 |
| 3 | I know at least a semester ahead of time what my funding will be (e.g., GTA, GRA). | 1.00 | 99.00 | 6.80 | 17.59 | 309.45 | 172 |
| 4 | I am receiving my stipend on time | 1.00 | 99.00 | 6.09 | 12.42 | 154.28 | 172 |
| 5 | I am receiving my stipend regularly | 1.00 | 99.00 | 7.30 | 15.94 | 254.03 | 171 |
| 6 | The tuition waver is applied on time | 1.00 | 99.00 | 6.24 | 16.17 | 261.54 | 171 |
| 7 | I do not receive funding from my department. | 1.00 | 99.00 | 12.32 | 29.95 | 897.21 | 169 |

| # | Field | Strongly disagree | Somewhat disagree | Neither agree nor disagree | Somewhat agree | Strongly agree | Prefer not to respond | Total |
|---|---|-------------------|-------------------|----------------------------|----------------|----------------|-----------------------|-------|
| 1 | The workload expectations of my assistantship were clearly explained to me | 12.21% 21 | 10.47% 18 | 9.88% 17 | 26.16% 45 | 38.37% 66 | 2.91% 5 | 172 |
| 2 | I am expected to work on research activities when it is reasonable to have time off (e.g., holidays). | 14.53% 25 | 9.30% 16 | 19.77% 34 | 20.93% 36 | 31.40% 54 | 4.07% 7 | 172 |
| 3 | I know at least a semester ahead of time what my funding will be (e.g., GTA, GRA). | 18.02% 31 | 8.14% 14 | 15.70% 27 | 20.35% 35 | 34.30% 59 | 3.49% 6 | 172 |
| 4 | I am receiving my stipend on time | 2.91% 5 | 5.23% 9 | 7.56% 13 | 12.21% 21 | 70.35% 121 | 1.74% 3 | 172 |
| 5 | I am receiving my stipend regularly | 1.17% 2 | 3.51% 6 | 7.60% 13 | 14.62% 25 | 70.18% 120 | 2.92% 5 | 171 |
| 6 | The tuition waver is applied on time | 18.13% 31 | 14.62% 25 | 7.60% 13 | 19.30% 33 | 37.43% 64 | 2.92% 5 | 171 |
| 7 | I do not receive funding from my department. | 50.89% 86 | 8.88% 15 | 17.16% 29 | 4.73% 8 | 7.69% 13 | 10.65% 18 | 169 |

Showing rows 1 - 7 of 7

HRS_TEACH - The hours I am expected to work on teaching activities each week are



| # | Field | Minimum | Maximum | Mean | Std Deviation | Variance | Count |
|---|--|---------|---------|------|---------------|----------|-------|
| 1 | The hours I am expected to work on teaching activities each week are | 1.00 | 6.00 | 2.40 | 1.65 | 2.74 | 262 |

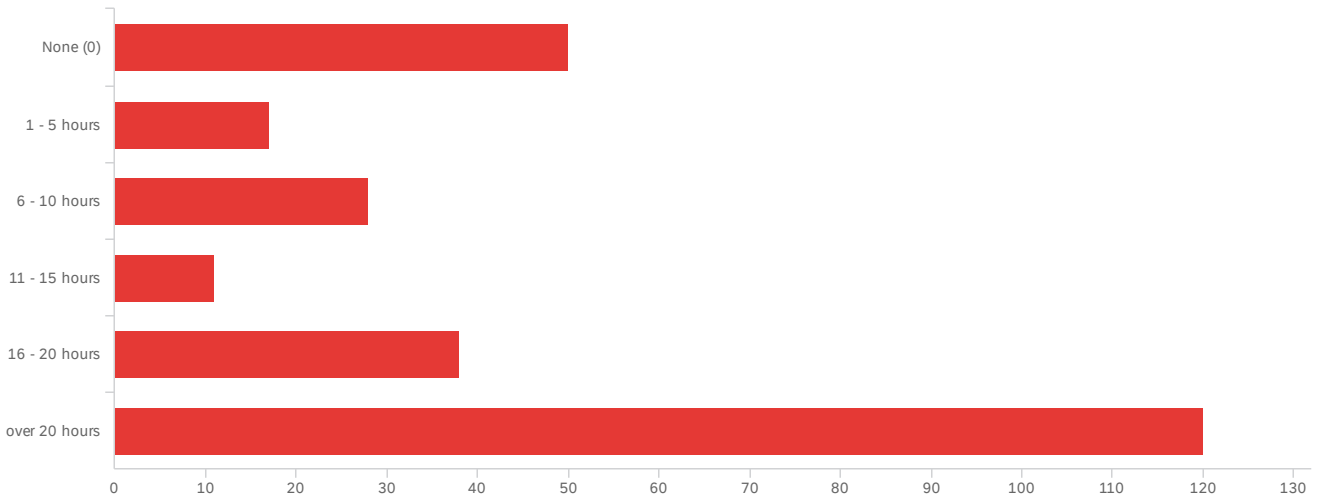
| # | Field | Choice Count |
|---|---------------|--------------|
| 1 | None (0) | 50.00% 131 |
| 2 | 1 - 5 hours | 7.63% 20 |
| 3 | 6 - 10 hours | 16.03% 42 |
| 4 | 11 - 15 hours | 9.54% 25 |
| 5 | 16 - 20 hours | 11.83% 31 |
| 6 | over 20 hours | 4.96% 13 |

262

Showing rows 1 - 7 of 7

HRS_RESEARCH - The hours I am expected to work on research activities each week

are



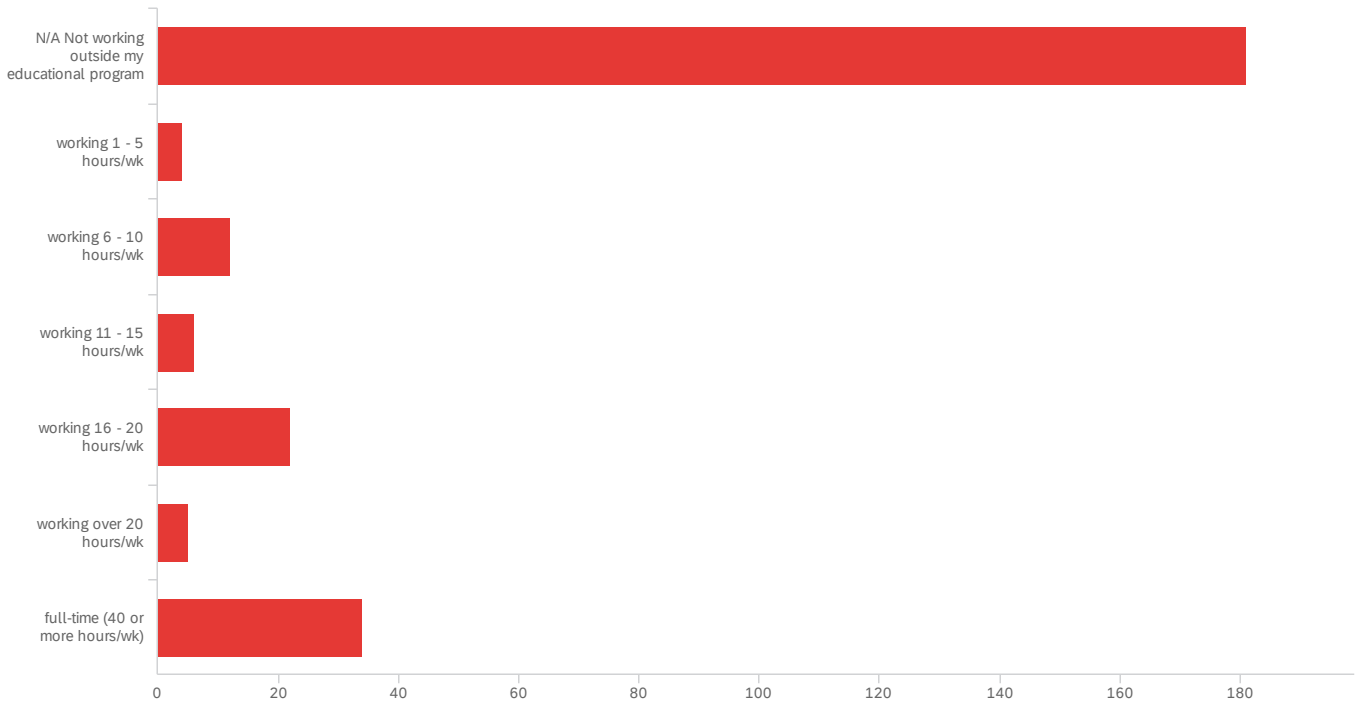
| # | Field | Minimum | Maximum | Mean | Std Deviation | Variance | Count |
|---|--|---------|---------|------|---------------|----------|-------|
| 1 | The hours I am expected to work on research activities each week are | 1.00 | 6.00 | 4.25 | 1.99 | 3.97 | 264 |

| # | Field | Choice Count |
|---|---------------|--------------|
| 1 | None (0) | 18.94% 50 |
| 2 | 1 - 5 hours | 6.44% 17 |
| 3 | 6 - 10 hours | 10.61% 28 |
| 4 | 11 - 15 hours | 4.17% 11 |
| 5 | 16 - 20 hours | 14.39% 38 |
| 6 | over 20 hours | 45.45% 120 |

264

Showing rows 1 - 7 of 7

HRS_NONPROG - I am employed, on- or off-campus, in a position unrelated to my educational program,

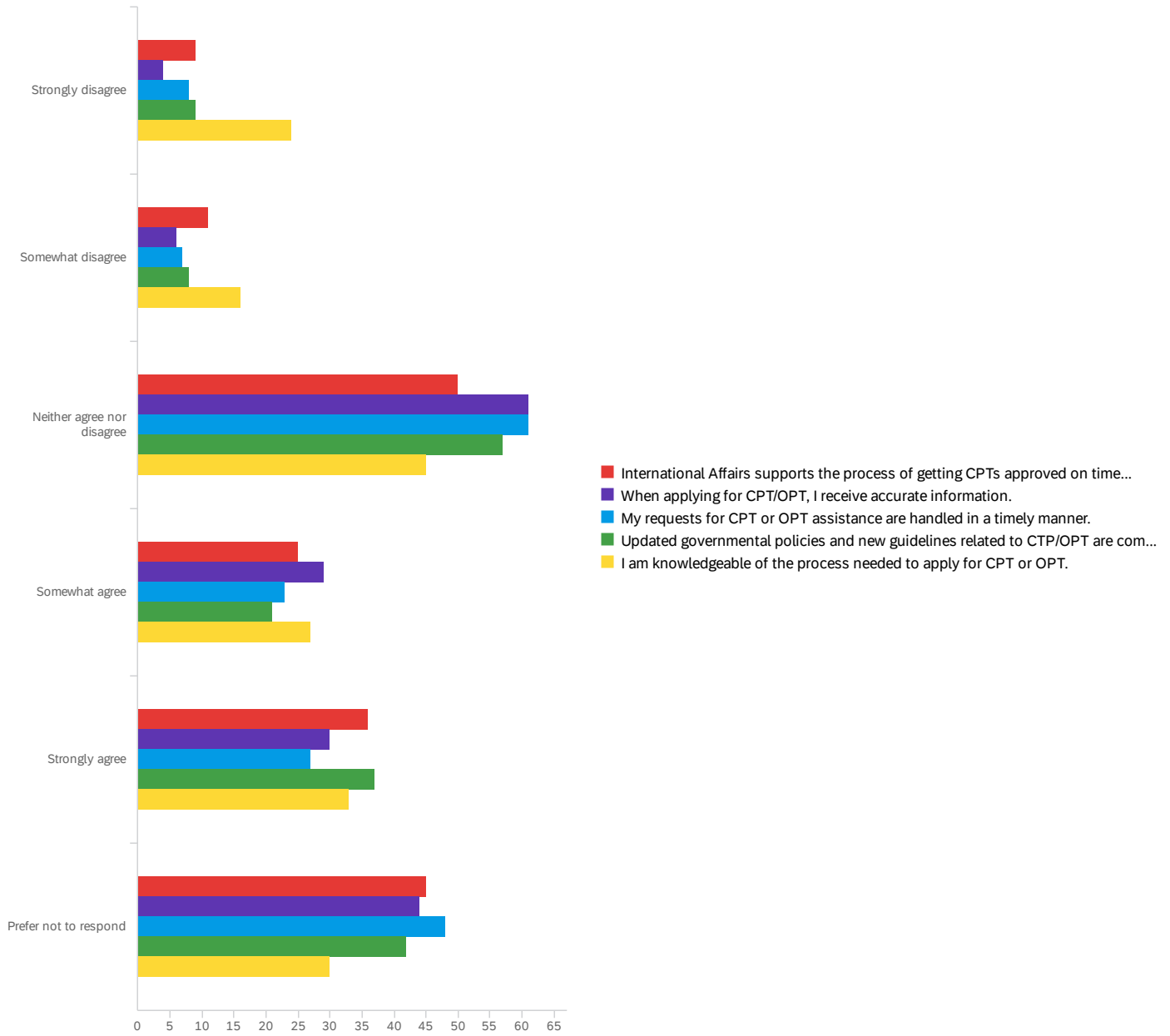


| # | Field | Minimum | Maximum | Mean | Std Deviation | Variance | Count |
|---|--|---------|---------|------|---------------|----------|-------|
| 1 | I am employed, on- or off-campus, in a position unrelated to my educational program, | 1.00 | 7.00 | 2.38 | 2.23 | 4.95 | 264 |

| # | Field | Choice Count |
|---|--|--------------|
| 1 | N/A Not working outside my educational program | 68.56% 181 |
| 2 | working 1 - 5 hours/wk | 1.52% 4 |
| 3 | working 6 - 10 hours/wk | 4.55% 12 |
| 4 | working 11 - 15 hours/wk | 2.27% 6 |
| 5 | working 16 - 20 hours/wk | 8.33% 22 |
| 6 | working over 20 hours/wk | 1.89% 5 |
| 7 | full-time (40 or more hours/wk) | 12.88% 34 |
| | | 264 |

OPTCPT - Regarding OPT and CPT, to what extent do you agree with the following

statements?



| # | Field | Minimum | Maximum | Mean | Std Deviation | Variance | Count |
|---|--|---------|---------|-------|---------------|----------|-------|
| 1 | International Affairs supports the process of getting CPTs approved on time. | 1.00 | 99.00 | 27.93 | 41.67 | 1736.00 | 176 |
| 2 | When applying for CPT/OPT, I receive accurate information. | 1.00 | 99.00 | 27.71 | 41.49 | 1721.03 | 174 |

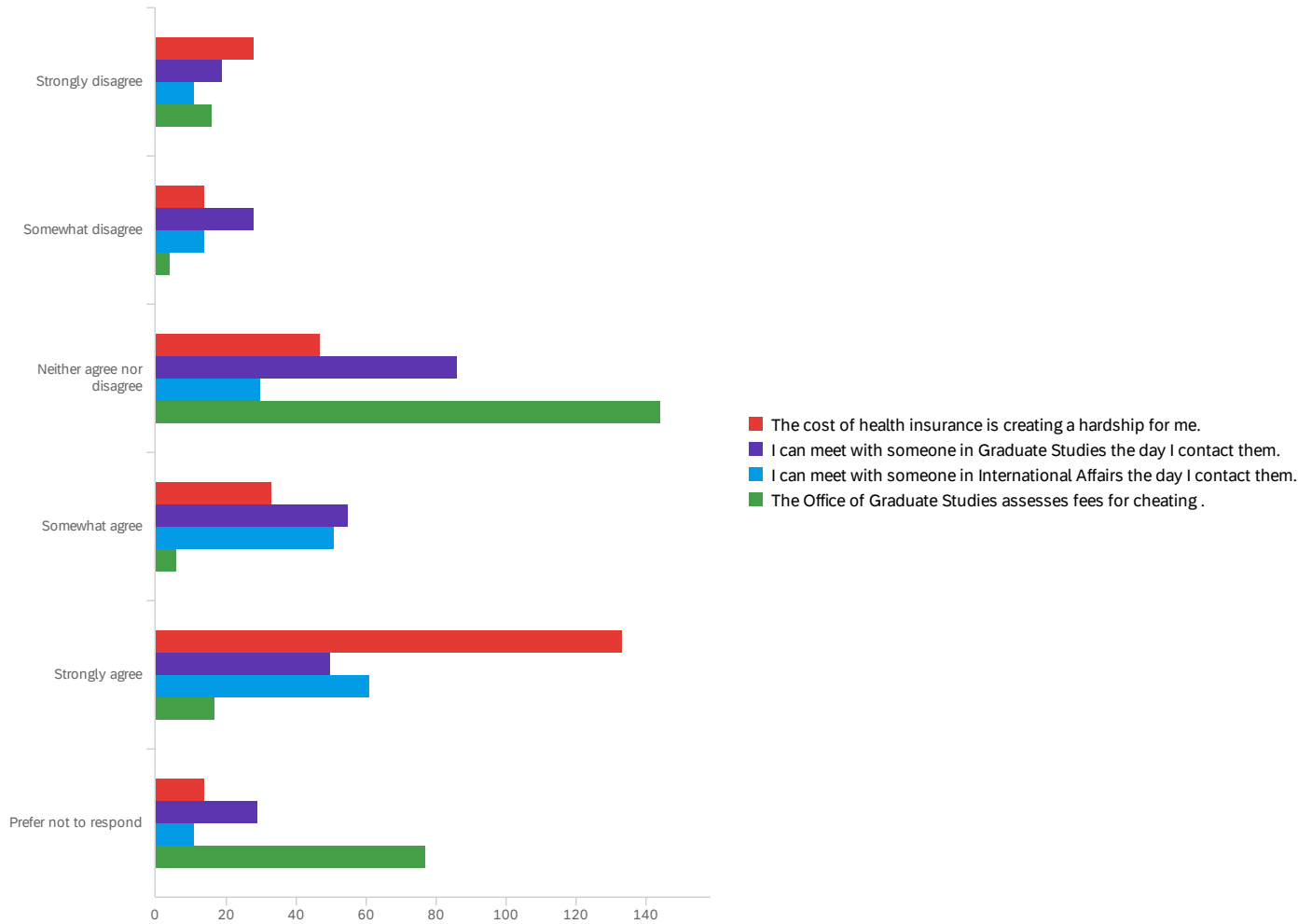
| # | Field | Minimum | Maximum | Mean | Std Deviation | Variance | Count |
|---|--|---------|---------|-------|---------------|----------|-------|
| 3 | My requests for CPT or OPT assistance are handled in a timely manner. | 1.00 | 99.00 | 29.79 | 42.73 | 1825.45 | 174 |
| 4 | Updated governmental policies and new guidelines related to CTP/OPT are communicated in a timely manner. | 1.00 | 99.00 | 26.57 | 40.87 | 1670.28 | 174 |
| 5 | I am knowledgeable of the process needed to apply for CPT or OPT. | 1.00 | 99.00 | 19.62 | 36.13 | 1305.11 | 175 |

| # | Field | Strongly disagree | Somewhat disagree | Neither agree nor disagree | Somewhat agree | Strongly agree | Prefer not to respond | Total |
|---|--|-------------------|-------------------|----------------------------|----------------|----------------|-----------------------|-------|
| 1 | International Affairs supports the process of getting CPTs approved on time. | 5.11% 9 | 6.25% 11 | 28.41% 50 | 14.20% 25 | 20.45% 36 | 25.57% 45 | 176 |
| 2 | When applying for CPT/OPT, I receive accurate information. | 2.30% 4 | 3.45% 6 | 35.06% 61 | 16.67% 29 | 17.24% 30 | 25.29% 44 | 174 |
| 3 | My requests for CPT or OPT assistance are handled in a timely manner. | 4.60% 8 | 4.02% 7 | 35.06% 61 | 13.22% 23 | 15.52% 27 | 27.59% 48 | 174 |
| 4 | Updated governmental policies and new guidelines related to CTP/OPT are communicated in a timely manner. | 5.17% 9 | 4.60% 8 | 32.76% 57 | 12.07% 21 | 21.26% 37 | 24.14% 42 | 174 |
| 5 | I am knowledgeable of the process needed to apply for CPT or OPT. | 13.71% 24 | 9.14% 16 | 25.71% 45 | 15.43% 27 | 18.86% 33 | 17.14% 30 | 175 |

Showing rows 1 - 5 of 5

OTHER - Regarding other general areas of your graduate experience, to what extent do

you agree with the following statements?



| # | Field | Minimum | Maximum | Mean | Std Deviation | Variance | Count |
|---|--|---------|---------|-------|---------------|----------|-------|
| 1 | The cost of health insurance is creating a hardship for me. | 1.00 | 99.00 | 8.85 | 21.17 | 448.02 | 269 |
| 2 | I can meet with someone in Graduate Studies the day I contact them. | 1.00 | 99.00 | 13.76 | 29.77 | 886.55 | 267 |
| 3 | I can meet with someone in International Affairs the day I contact them. | 1.00 | 99.00 | 9.70 | 22.95 | 526.59 | 178 |
| 4 | The Office of Graduate Studies assesses fees for cheating . | 1.00 | 99.00 | 31.02 | 43.63 | 1903.69 | 264 |

| # | Field | Strongly disagree | | Somewhat disagree | | Neither agree nor disagree | | Somewhat agree | | Strongly agree | | Prefer not to respond | | Total |
|---|--|-------------------|----|-------------------|----|----------------------------|-----|----------------|----|----------------|-----|-----------------------|----|-------|
| 1 | The cost of health insurance is creating a hardship for me. | 10.41% | 28 | 5.20% | 14 | 17.47% | 47 | 12.27% | 33 | 49.44% | 133 | 5.20% | 14 | 269 |
| 2 | I can meet with someone in Graduate Studies the day I contact them. | 7.12% | 19 | 10.49% | 28 | 32.21% | 86 | 20.60% | 55 | 18.73% | 50 | 10.86% | 29 | 267 |
| 3 | I can meet with someone in International Affairs the day I contact them. | 6.18% | 11 | 7.87% | 14 | 16.85% | 30 | 28.65% | 51 | 34.27% | 61 | 6.18% | 11 | 178 |
| 4 | The Office of Graduate Studies assesses fees for cheating . | 6.06% | 16 | 1.52% | 4 | 54.55% | 144 | 2.27% | 6 | 6.44% | 17 | 29.17% | 77 | 264 |

Showing rows 1 - 4 of 4